

## CX-ED1410 & CX-ED1420 Series 'ANSI' Grade 1 Fire Rated Electric Strikes



CX-ED1410

CX-ED1420

Camden CX-ED1410 standard depth and CX-ED1420 low profile Grade 1 ANSI fire rated strikes are designed to provide affordable code compliance to UL fire rated doors/frames with cylindrical locksets.

These fire rated strikes are designed to deliver unparalleled application flexibility, with field selectable voltage and fail safe/fail secure operation.



MORE FLEXIBILITY



BEST VALUE

### Features

- Centerline latch entry, for cylindrical locksets
- UL 90 minute fire and UL 1034 burglary listed
- **CX-ED1410:** 5/8" - 3/4" (16mm - 19mm) latch projection
- **CX-ED1420:** 1/2" - 5/8" (12mm - 16mm) latch projection
- Dual voltage 12/24V AC/DC
- ANSI square faceplate included, 4-7/8" x 1-1/4" (124mm x 32mm)
- Field selectable fail safe / fail secure operation
- Trim plate included
- BHMA certified A156.31
- 5 year warranty



## SPECIFICATIONS

VOLTAGE:	12/24V AC/DC
CURRENT DRAW:	260mA @ 12V AC/DC 150mA @ 24V AC/DC
STATIC HOLD FORCE:	1,500 Lbs.
DYNAMIC STRENGTH:	70 Ft-Lbs.
ENDURANCE:	1,000,000 Cycles (Factory Tested) 500,000 Cycles (UL Verified)
FIRE RATING:	90 Minutes (UL Verified)
OPERATION:	AC - Buzz, DC - Silent
LATCH PROJECTION:	<b>CX-ED1410:</b> 5/8" - 3/4" (16mm - 19mm) <b>CX-ED1420:</b> 1/2" - 5/8" (12mm - 16mm)
MODES:	Field selectable fail safe / fail secure (Fire rated in fail secure mode only)
DUTY:	Continuous
DIMENSIONS (BODY):	<b>CX-ED1410:</b> 3-3/8" L x 1-7/8" W x 1-3/8" D (86mm x 47mm x 35mm) <b>CX-ED1420:</b> 3-3/8" L x 1-7/8" W x 1-3/16" D (86mm x 47mm x 31mm)

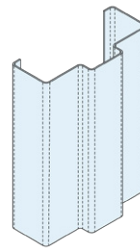
## ORDERING INFORMATION

### MODEL

<b>CX-ED1410</b>	Grade 1 'ANSI' fire rated electric strike, 12/24V AC/DC, fail safe/fail secure operation
<b>CX-ED1410-BK</b>	As above, with all-black finish faceplate (BHMA 622, US19)
<b>CX-ED1420</b>	Grade 1, Low Profile 'ANSI' fire rated electric strike, 12/24V AC/DC, fail safe/fail secure operation
<b>CX-ED1420-BK</b>	As above, with all-black finish faceplate (BHMA 622, US19)


### DOOR FRAME TYPE

#### HOLLOW METAL FRAME



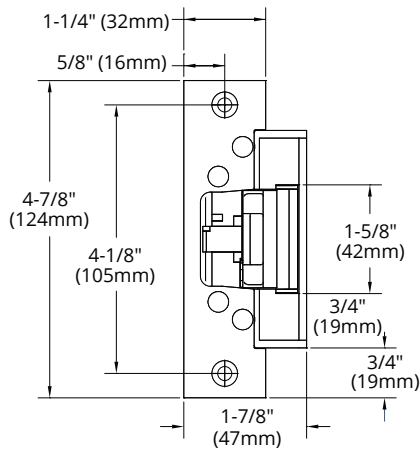
### COMPATIBLE LOCKSET

#### CYLINDRICAL



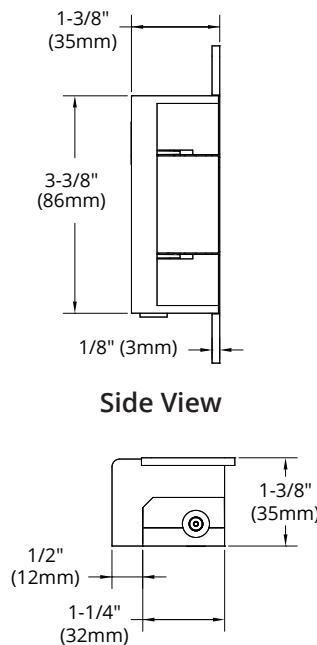
## DIMENSIONS

### CX-ED1410 & CX-ED1420:



Front View

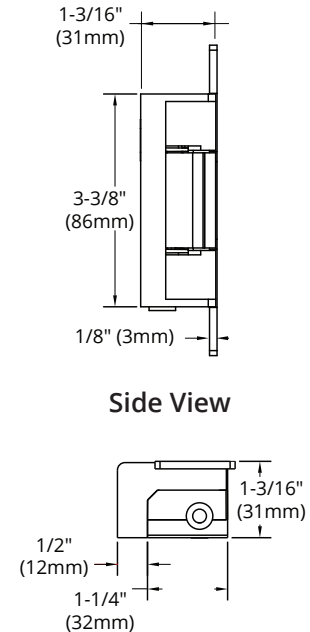
### CX-ED1410:



Side View

Top View

### CX-ED1420:



Side View

Top View



Opening New Doors to Innovation, Quality, and Support!

2395 Skymark Ave, Mississauga, ON Canada L4W 4Y6 • Toll Free: 1(877) 226-3369 (CAMDEN9)

Tel: (905) 366-3377 | Fax: (905) 366-3378 | E-mail: [info@camdencontrols.com](mailto:info@camdencontrols.com) | [www.camdencontrols.com](http://www.camdencontrols.com)



Certified ISO 9001:2015

Part #: MKTG-LIT-SP-CX-ED1410\_R2