



CX-ED1309 Series 'Universal' Electric Strike for Narrow Stile Aluminum Door Frames



Camden's Electric Strikes offer unsurpassed flexibility and performance.

CX-ED1309 Series Grade 1 ANSI electric strikes feature 'Universal' field selection of 12/24V, AC or DC, and fail safe or fail secure operation.

Specifically designed for narrow stile aluminum door frames. Maximizes latch protection for store front retail and commercial door applications.



BEST VALUE



BEST QUALITY

CX-ED1309 Electric strike body may be purchased with a separate ANSI square, ANSI round, hollow metal or wood door faceplate, with either a brushed aluminum or dark bronze finish.

CX-ED1379 packages the strike body with (2) ANSI round faceplates; one with brushed aluminum finish and one with dark bronze finish.

Features

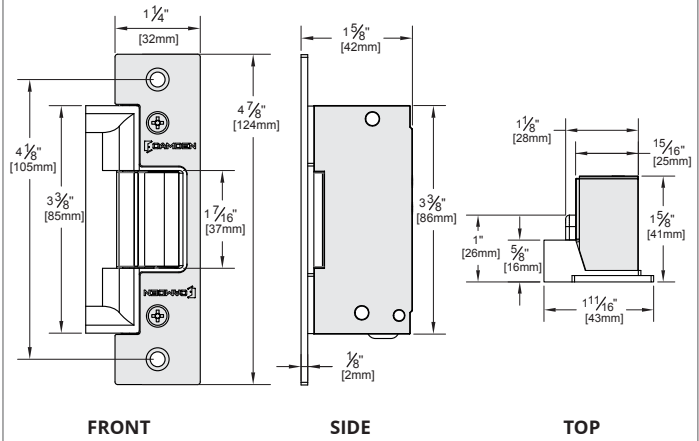
- Ideal for cylindrical or spring latch locksets in wood, hollow metal, or aluminum frames
- CX-ED1379 includes two ANSI round faceplates
- A wide selection of aluminum and dark bronze faceplates, including radius faceplates for double door applications
- Selectable fail safe/fail secure operation
- Selectable 12/24V, AC/DC
- 1/2" to 5/8" latch projection
- Easy fit connectors and mounting tabs included
- ANSI/BHMA A156.31, Grade 1 certified (CX-ED1379)
- 5 Year Warranty



SPECIFICATIONS

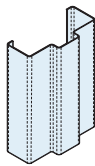
VOLTAGE:	12/24V AC/DC
CURRENT DRAW:	260mA @ 12V DC 150mA @ 24V DC
STATIC STRENGTH:	1,500 lbs
DYNAMIC STRENGTH:	70 ft-lbs
ENDURANCE:	1,000,000 Cycles (Factory Tested) 500,000 Cycles (UL Verified)
FACEPLATES:	Brushed Aluminum (BHMA 628) Dark Bronze (BHMA 710)
OPERATION:	AC-Buzz, DC-Silent
DUTY:	Continuous
DIMENSIONS (BODY):	4-7/8"H x 1-11/16"W x 1-5/8"D (124mm x 43mm x 42mm)

DIMENSIONS

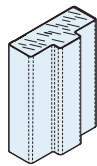


DOOR FRAME TYPES

Hollow Metal Frame

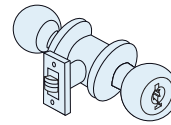


Wood Frame

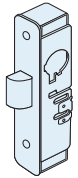


COMPATIBLE LOCKSETS

Cylindrical Lockset



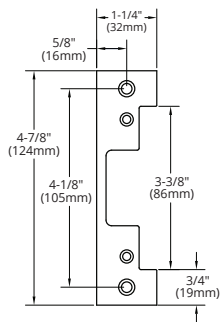
Mortise Lockset For Aluminum or Store Front Doors



ORDERING INFORMATION

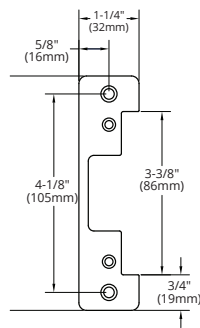
CX-ED1379	Grade 1 'Universal' electric strike, 12/24V AC/DC, fail safe/fail secure operation with (1) CX-ESF-2 ANSI round faceplate - brushed aluminum finish (1) CX-ESF-2BZ ANSI round faceplate - dark bronze finish
CX-ED1309	Grade 1 'Universal' electric strike body, 12/24V AC/DC, fail safe/fail secure operation. Order faceplate separately.

FACEPLATE OPTIONS (BRUSHED ALUMINUM FINISH - BHMA 628) (DARK BRONZE FINISH - BHMA 710)



ANSI Square

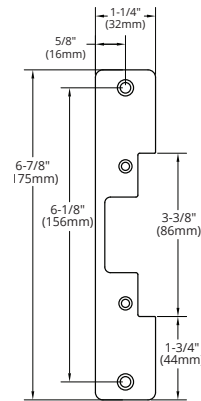
CX-ESF-1: Aluminum Finish
CX-ESF-1BZ: Dark Bronze Finish



ANSI Round

CX-ESF-2: Aluminum Finish
CX-ESF-2BZ: Dark Bronze Finish

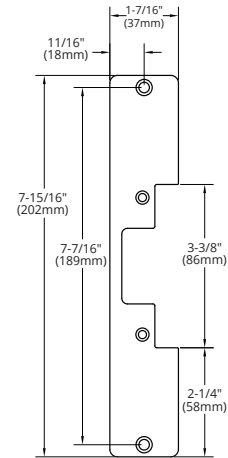
Radius ANSI Round
CX-ESF-2BR: Aluminum Finish
CX-ESF-2BR-BZ: Dark Bronze Finish



Hollow Metal Frame

CX-ESF-3: Aluminum Finish
CX-ESF-3BZ: Dark Bronze Finish

Radius ANSI Round
CX-ESF-3BR: Aluminum Finish
CX-ESF-3BR-BZ: Dark Bronze Finish



Wood Frame

CX-ESF-4: Aluminum Finish
CX-ESF-4BZ: Dark Bronze Finish



Opening New Doors to Innovation, Quality, and Support!

2395 Skymark Ave, Mississauga, ON Canada L4W4Y6 • US-Toll Free: 1(877) 726-3367 | CAN-Toll Free: 1(877) 226-3369
Tel: (905) 366-3377 | Fax: (905) 366-3378 | E-mail: info@camdencontrols.com | www.camdencontrols.com



Part #: MKTG-LIT-SP-CX-ED1309_R2