



## CM-325 SERIES SHORT RANGE 'HANDS-FREE' SWITCH

### FEATURES

- SPECIFICALLY DESIGNED FOR HEALTHCARE AND OTHER APPLICATIONS REQUIRING A SHORT OPERATING RANGE
- ADJUSTABLE OPERATING RANGE 2" -3" (HAND). SEE CHART BELOW FOR OTHER RANGES
- ADJUSTABLE TIME DELAY 1-5 SECONDS
- FAIL-SAFE/NON-FAIL-SAFE SELECTABLE
- ON-BOARD LED FOR EASE OF SET-UP (SELECTABLE ON/OFF)
- ROHS COMPLIANT
- SUPER-FAST ACTIVATION RESPONSE, <100MS
- FULLY SHIELDED AGAINST EMI, LINE VOLTAGE SPIKES AND NOISE
- 12/24V AC/DC OPERATION
- HEAVY DUTY 5 AMP RELAY, FOR USE WITH ALL AUTOMATIC OPERATORS AND ELECTRIFIED LOCKS
- STAINLESS STEEL OR HIGH-IMPACT POLYCARBONATE FACEPLATES

### DESCRIPTION

**Sure-Wave™ CM-325 Series Hands-Free Switches** are active infra-red door activation devices specifically designed for control of automatic doors operators or locks, where high reflective surfaces (such as chrome or polished stainless steel) cause standard hands-free switches to false activate. The switches are available in a range of narrow, single gang and double gang faceplates, stainless steel or polycarbonate, and three faceplate graphics.

### APPLICATION

Sure-Wave™ CM-325 Series 'short range' hands-free switches are specifically designed for use in healthcare and other facilities where highly reflective equipment (such as chrome, stainless steel or even safety vests) would false activate a standard hands-free switch (from many feet away.) CM-325 switches are American Disability Act (ADA) compliant, and provide barrier free access and egress to buildings and washroom facilities.

### ARCHITECTS /ENGINEERS SPECIFICATIONS

Door activation switches to be used throughout the facility shall be Sure-Wave™ 'short range' CM-325 Series active infra-red hands-free switches manufactured by Camden Door Controls.

The switches shall be jamb/narrow, single gang or double gang, with stainless steel or polycarbonate faceplate, as required. They shall have an on-board LED for ease of set-up, fail-safe or non-fail-safe selectable, have an adjustable minimum operating range of 2" and a maximum operating range of not more than 18", regardless of the reflective material placed within the sensor field. The switch shall have a relay contact rating of 5 amps @ 30 VDC and shall also be ROHS compliant. Switches mounted outdoors, or exposed to interior water/humidity shall be mounted with weather resistant integral rubber gasket and back box, supplied by the same manufacturer.

OBJECT	MIN	MAX
1/ Hand	2"	3"
2/ 8 1/2" x 11" White Paper	3 1/2"	4 1/2"
3/ S/S Chrome Post	5"	6"
4/ S/S Plate 12" x 12"	7"	9"
5/ Small Make-up Mirror	11"	18"



CM-325/N



CM-325/42



CM-325/41WS



CM-325/40W

# SHORT RANGE 'HANDS-FREE' SWITCHES

## SPECIFICATIONS

TECHNOLOGY:	INFRA-RED WITH CODED MODULATED CARRIER
SECURITY:	AUTOMATIC SELF-CHANGING ID
OPERATING MODES:	PULSE (SENSE) / TOGGLE
OPERATING TEMP:	-4°F TO +153°F (-20°C TO +85°C)
OPERATING VOLTAGE:	12-24 VOLTS, AC/DC ± 12%
CURRENT DRAW:	50 - 60 MA.
RESPONSE TIME:	100 MS.
ACTIVATION RANGE:	MINIMUM 2" (51 MM) HAND, MAXIMUM 18" (457 MM) MIRROR
RELAY OUTPUT:	FORM 'C' (SPDT)
RELAY CONTACT RATING:	5 AMPS @ 30 VDC
OUTPUT TYPE:	NORMAL OR FAIL-SAFE
CONNECTIONS:	11" 22 AWG LEADS
TIME DELAY:	1 TO 5 SECONDS
ELECTRICAL LIFE:	100,000 OPERATIONS @ RATED CAPACITY 500,000 OPERATIONS @ 1/2 RATED CAPACITY

## ORDERING INFORMATION

MODEL	DESCRIPTION
CM-325	WIRED 'SHORT RANGE' TOUCHLESS SWITCH, 1 RELAY

## CONFIGURATION OPTIONS

### FACEPLATE MATERIAL

CM-XXXXP	POLYCARBONATE FACEPLATE
CM-XXXXS	STAINLESS STEEL FACEPLATE

### FACEPLATE SIZE

CM-XXX/N	NARROW FACEPLATE
CM-XXX	SINGLE GANG FACEPLATE
CM-XXX/W	DOUBLE GANG FACEPLATE

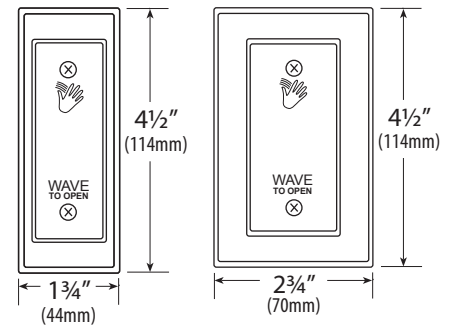
### FACEPLATE GRAPHICS

CM-XXX/40	HAND ICON
CM-XXX/41	HAND ICON AND 'WAVE TO OPEN' TEXT
CM-XXX/42	HAND ICON, 'WAVE TO OPEN' TEXT AND WHEELCHAIR SYMBOL

### LITHIUM BATTERIES

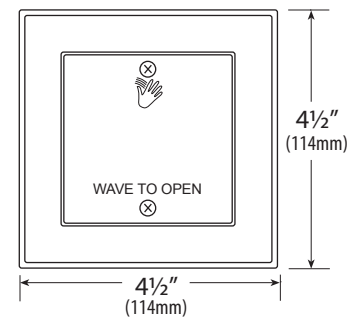
CX-XXXL1	ADD SUFFIX 'L1' FOR (2) 'AA' LITHIUM BATTERIES IN PLACE OF (2) ALKALINE
CM-LP1	(2) AA LITHIUM BATTERY PACKS

**SURE WAVE™**  
BY CAMDEN

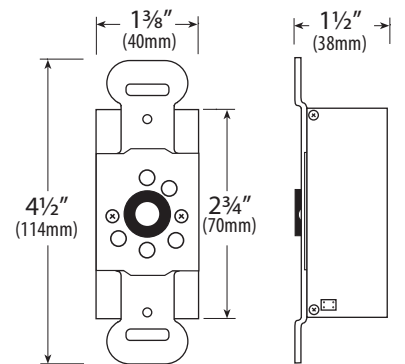


CM-325/41N

CM-325/41

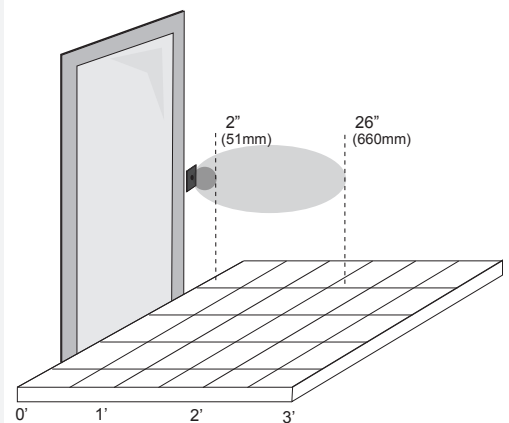


CM-325/41W



FRONT VIEW

SIDE VIEW



ADJUSTABLE RANGE SETTINGS