



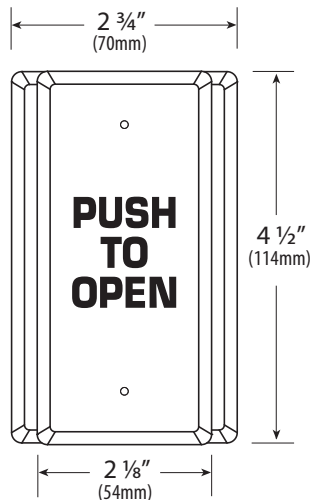
CM-35 SERIES SINGLE GANG PUSH PLATE SWITCHES



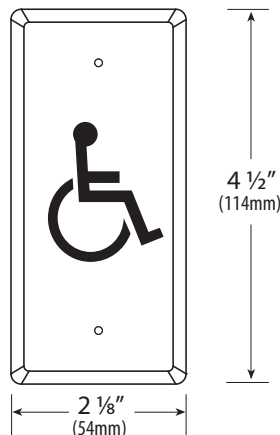
CM-35/3



CM-35N/2



CM-35/3



CM-35N/2

FEATURES

- 4 1/2" H x 2 1/8" W (114mm x 54mm) FACEPLATE, CONFORMS TO NEW OBC REQUIREMENTS
- MOUNTS IN SINGLE GANG BOX
- DURABLE STAINLESS STEEL CONSTRUCTION
- A WIDE RANGE OF GRAPHIC OPTIONS
- ALL-ACTIVE DESIGN REQUIRES MINIMAL ACTUATION FORCE & MEETS ADA REQUIREMENTS
- UL/CSA APPROVED SPST N.O. SWITCH, RATED 3 AMPS @ 30V DC

DESCRIPTION

Camden Door Controls CM-35 single gang width push plate switches are heavy-duty, ADA and OBC compliant door controls. CM-35, 4 1/2" H x 2 1/8" W (114mm x 54mm) faceplate is stainless steel, and the assembly is designed for easy installation. CM-35N, 4 1/2" H x 2 1/8" W (114mm x 54mm) faceplates and narrow mounting plate are ideal for mounting on jamb with hollow metal frames.

APPLICATION

Camden all-active switches are designed for areas where an easy-to-activate, high-visibility switch is desired. Ideal for high-traffic areas, hospitals, wheelchair access, seniors' residences, etc. They can be surface or flush mounted.

Camden all-active switches are designed to control electric strikes, electromagnetic locks and automatic doors. They may also be used for shunting, bypassing alarms, request to exit, timed functions and many other applications.

The switches are made for high frequency usage for both indoor and outdoor environments. Camden switches are versatile and can be supplied in various configurations to suit any commercial, industrial or residential application.

SINGLE GANG PUSH PLATE SWITCHES

ARCHITECTS/ENGINEERS SPECIFICATIONS

The switches to be used throughout the complex shall be Camden Door controls CM-35 series 'all active' push plate switches.

The switches shall be easy to activate, ADA and OBC compliant and 'all active', whereby pressing any part of the faceplate will activate the device. Faceplates shall be constructed of 18 gauge stainless steel, and have concealed mounting screws for tamper resistance. Switches shall use plastic spacers and rubber dampers for noise reduction. Push plate switches shall be rated 3 Amp @ 30V DC.

SPECIFICATIONS

VOLTAGE:	12/24V AC/DC
CONTACT TYPE:	N/O SPST
SWITCH TYPE:	MOMENTARY
CONTACT RATING:	3A @ 30VDC
TEMP RANGE:	-40°F TO 140°F (-40°C TO +60°C)
DIMENSIONS:	4 1/2" x 2 3/4" x 1 3/16" 114mm x 70mm x 30mm
STD. FINISH:	US32/C32D

ORDERING INFORMATION











All CM-35 Series 'all active' push plate switches are complete ready to install assemblies. They are supplied with stainless steel Allen screws and an Allen wrench.

MODEL	DESCRIPTION
CM-35	PUSH PLATE SWITCH WITH SINGLE GANG MOUNTING, OBC COMPLIANT
CM-35N	PUSH PLATE SWITCH WITH NARROW/JAMB MOUNTING, OBC COMPLIANT

OPTIONS

(Add suffix to model above)

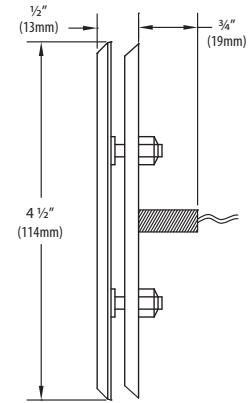
FACEPLATE GRAPHIC OPTIONS

				
CM-XX/1	CM-XX/2	CM-XX/2AL	CM-XX/2AR	CM-XX/3
				
CM-XX/3F	CM-XX/4	CM-XX/4AL	CM-XX/4AR	CM-XX/8

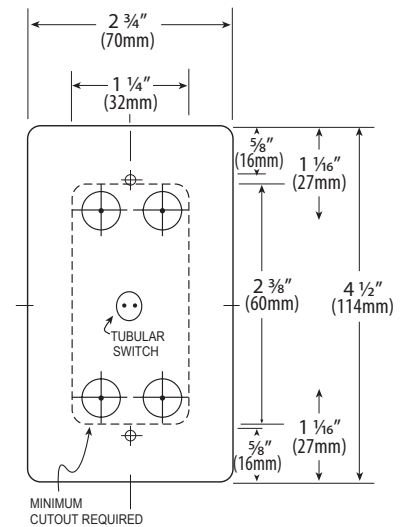
NOTE: /2, /2AL, /2AR, /4, /4AL, /4AR: Blue and /3, /3F, /8: Black

WEATHERPROOF OPTIONS

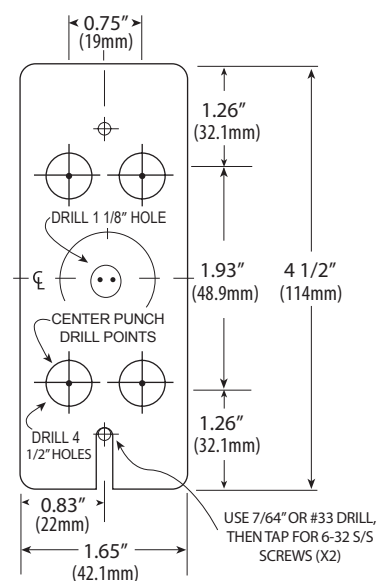
CM-XXX-WT ADD 'WT' TO PRODUCT # FOR BOOT AND WATER TIGHT COATING



CM-35



CM-35



CM-35N