


SERIES 00

'VALUE LINE'

CENTERLINE ANSI & MORTISE MODELS



CX-EL0051



CX-EL0061

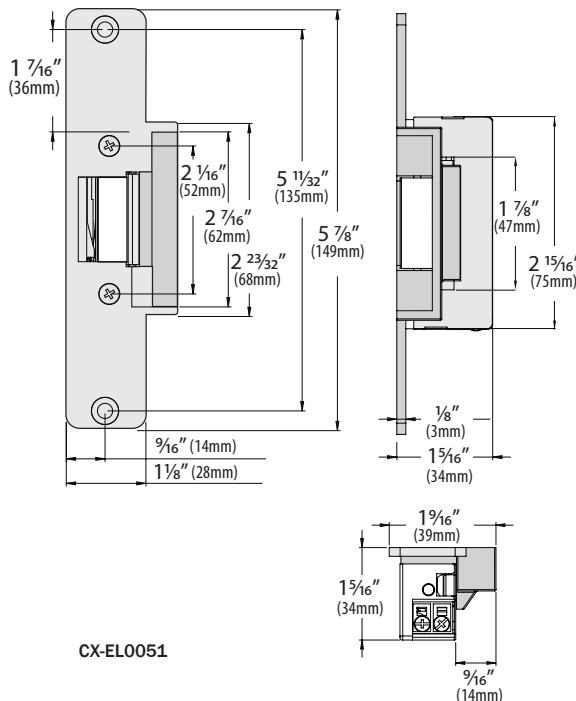
FEATURES

- CX-EL0051 ECONOMY STRIKE FOR CYLINDRICAL LOCKSETS, MAX. LATCH PROJECTION (9/16" -14.3 MM)
- CX-EL0061 ECONOMY STRIKE FOR MORTISE LOCKSETS, MAX. LATCH PROJECTION (1/2" -13.6 MM)
- CONTINUOUS DUTY OPERATION
- FOR USE ON WOOD, METAL OR ALUMINUM DOOR FRAMES
- FULLY REVERSIBLE FOR RIGHT OR LEFT HAND DOORS
- 5 YEAR WARRANTY

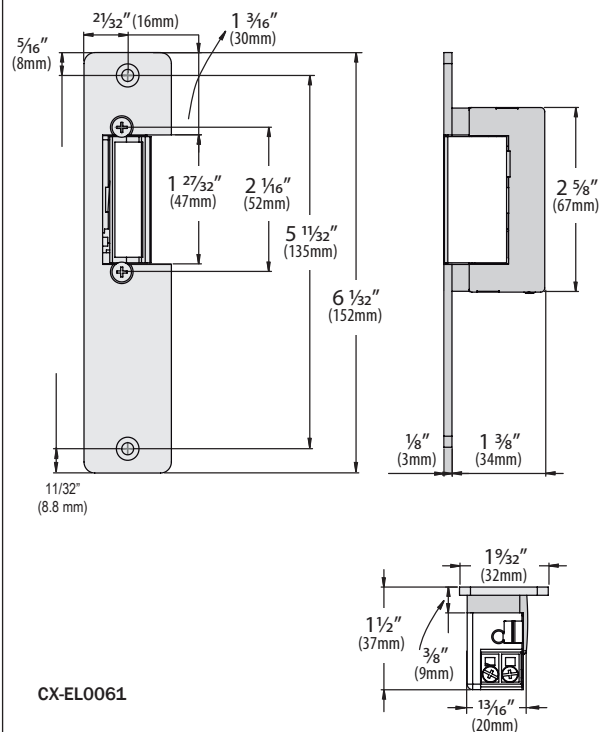
DESCRIPTION

Camden CX-EL00 Series 'Value Line' electric strikes offer dependable performance and exceptional value. These strikes are designed for light duty applications, including retrofit installation in small multi-unit apartment buildings utilizing intercom systems. CX-EL00 Series electric strikes are fail safe, 8V to 16V AC/DC. They come complete with integrated faceplate for use with center line cylindrical or mortise locksets.

DIMENSIONS



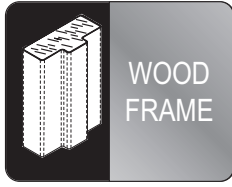


CX-EL0051



CX-EL0061

DOOR FRAME TYPE



COMPATIBLE LOCKSETS



SPECIFICATIONS

| | |
|------------------------------------|--|
| VOLTAGE: | 8V TO 16V AC/DC |
| AC CURRENT CONSUMPTION: | 8V 370 mA 16V 750 mA |
| STABILIZED DC CURRENT CONSUMPTION: | 8V 470 mA 16V 940 mA |
| ENDURANCE: | 200,000 CYCLES |
| RATED RESISTANCE: | 17 OHMS |
| DUTY: | CONTINUOUS DUTY OPERATION |
| OPERATING TEMP RANGE: | 5°F TO 104°F (-15°C TO 40°C) |
| STATIC STRENGTH: | CX-EL0051: 460 LBS. (208 KG.) CX-EL0061: 520 LBS. (236 KG.) |
| MAX. LATCH PRELOADED AC: | CX-EL0051: 45 LBS. (20 KG.) CX-EL0061: 30 LBS. (14 KG.) |
| DIMENSIONS: | CX-EL0051: 2 15/16" H x 1 9/16" W x 1 5/16" D (73.5mm x 39.3mm x 34mm) CX-EL0061: 2 5/8" H x 13/16" W x 1 1/2" D (67mm x 20.5mm x 37.5mm) |

ORDERING INFORMATION

| | |
|------------|---|
| CX-EL0051: | ECONOMY, STRIKE, INTEGRATED FACEPLATE, FAIL SECURE, 8-16V AC/DC |
| CX-EL0061: | ECONOMY, MORTISE STRIKE, INTEGRATED FACEPLATE, FAIL SECURE, 8-16V AC/DC |