


CX-WC Series Barrier Free Restroom Control



Camden Door Controls leads the industry with a range of packages designed specifically for the control of automatic doors in restroom applications.

CX-WC Series barrier free restroom control kits include everything needed for a complete installation, including control relays, activation switches, annunciators, electric strikes and power supplies.

Camden kits also feature exclusive products, including single gang LED annunciators with white-out text, Aura™ illuminated push plate switch enclosures, the option for touchless switches and a pre-wired power supply cabinet.

Column™ switches provide an upgrade solution for emerging 'high-low' switch requirements.

Features

- System kits updated to include all components; power supply, controller, activation switches, annunciators, door contact and an electric strike
- The widest range of design options for one or two door restrooms, including the option for touchless switch activation
- Compatible with Camden 'CX-WEC' emergency call systems for universal restrooms
- Specifically designed to meet the latest requirements of Ontario Reg. 368/13 Amendment to 2012 OBC for barrier free restrooms
- Column™ switches meet new CSA 75mm actuator width requirements



CX-WC: RESTROOM CONTROL KITS

Industry-leading range of packages designed specifically for the control of automatic doors in restroom applications. Restroom kits are also available with a metal cabinet mounted power supply and electric strike, providing a complete solution.

Featuring a number of innovative and exclusive products including **Aura™** illuminated push plate switches, a pre-wired **CX-33PS** advanced logic relay and **power supply cabinet**, plus a 'universal' ANSI **electric strike**. Our revolutionary **Column™** switch packages now feature integrated wave switches and side load technology that is only offered at Camden.

CX-WC KIT NO.	(2) DOOR OPEN SWITCHES	COMBO SWITCH	SURFACE MOUNT WITH BOX	FLUSH MOUNT	ENGLISH	FRENCH	ENGLISH/FRENCH	SPANISH	POWER SUPPLY & STRIKE
10	N/A	N/A	N/A	Standard	Standard	F	FE	SP	PS
11	A	N/A	N/A	Standard	Standard	F	FE	SP	PS
13	A	X	SM	FM	Standard	F	FE	SP	PS
14	A	X	SM	FM	Standard	F	FE	SP	PS
16	Standard	N/A	SM	Standard	Standard	F	FE	SP	PS
17	Standard	N/A	Standard	N/A	Standard	F	FE	SP	PS
18	Standard	N/A	Standard	N/A	Standard	F	FE	SP	PS

CX-WC10: Basic Push Button System

- (1) **CX-33** Advanced logic relay
- (1) **CX-MDA** Magnetic contact, surface, SPST, white
- (1) **CM-400R/8** Single gang, N/O contacts; red button; 'PUSH TO LOCK', black text

Add suffix to end of kit model:

'-PS' to include CX-33PS power supply cabinet, transformer, and CX-ED2079 electric strike

'-F' for French graphics, '-FE' for French/English graphics, '-SP' for Spanish graphics



CX-WC10

CX-WC11: Basic Push Button & Annunciator System

- (1) **CX-33** Advanced logic relay
- (1) **CM-AF500** Single gang LED illuminated annunciator
- (1) **CX-MDA** Magnetic contact, surface, SPST, white
- (1) **CM-400R/8** Single gang, N/O contacts; red button; 'PUSH TO LOCK', black text

Add suffix to end of kit model:

'-PS' to include CX-33PS power supply cabinet, transformer, and CX-ED2079 electric strike

'-F' for French graphics, '-FE' for French/English graphics, '-SP' for Spanish graphics



CX-WC11




CX-WC11ASM: Surface Mount Push Button & Annunciator System

- (1) **CX-33** Advanced logic relay
- (2) **CM-45/4** Push plate switches with wheelchair and 'PUSH TO OPEN', blue text
- (1) **CM-400R/8** Single gang, N/O contacts; red button; 'PUSH TO LOCK', black text
- (2) **CM-43LP** Surface square mounting boxes
- (1) **CM-AF500** Single gang LED illuminated annunciator
- (2) **CM-34BL** Single gang surface boxes
- (1) **CX-MDA** Magnetic contact, surface, SPST, white

Add suffix to end of kit model:

'-PS' to include CX-33PS power supply cabinet, transformer, and CX-ED2079 electric strike

'-F' for French graphics, '-FE' for French/English graphics, '-SP' for Spanish graphics



CX-WC11ASM


CX-WC11AFM: Flush Mount Push Button & Annunciator System

- (1) **CX-33** Advanced logic relay
- (1) **CM-AF500** Single gang LED illuminated annunciator
- (1) **CX-MDA** Magnetic contact, surface, SPST, white
- (2) **CM-45/4** Push plate switches with wheelchair and 'PUSH TO OPEN', blue text
- (1) **CM-400R/8** Single gang, N/O contacts; red button; 'PUSH TO LOCK', black text

Add suffix to end of kit model:

'-PS' to include CX-33PS power supply cabinet, transformer, and CX-ED2079 electric strike

'-F' for French graphics, '-FE' for French/English graphics, '-SP' for Spanish graphics



CX-WC11AFM


CX-WC13AXSM: Surface Mount Combo Illuminated Push Plate System

- (1) **CX-33** Advanced logic relay
- (1) **CM-2520/4854SE1** Combo switch, 2"x4" narrow 'PUSH TO OPEN' and 'PUSH TO LOCK', surface mount AURA™ illuminated enclosure and sign
- (1) **CX-MDA** Magnetic contact, surface, SPST, white
- (1) **CM-45/454SE1** 4-1/2" push plate switch, wheelchair and 'PUSH TO OPEN' with surface mount AURA™ illuminated enclosure and sign

Add suffix to end of kit model:

'-PS' to include CX-33PS power supply cabinet, transformer, and CX-ED2079 electric strike

'-F' for French graphics, '-FE' for French/English graphics, '-SP' for Spanish graphics




CX-WC13AXSM

CX-WC13AXFM: Flush Mount Combo Illuminated Push Plate System

- (1) **CX-33** Advanced logic relay
- (1) **CX-MDA** Magnetic contact, surface, SPST, white
- (1) **CM-2520/4855SE1** Combo switch, 2"x4" narrow 'PUSH TO OPEN' and 'PUSH TO LOCK', Flush mount AURA™ illuminated enclosure and sign
- (1) **CM-45/455SE1** 4-1/2" square (concealed screws) push plate, with sounder, illuminated RED GREEN/ BLUE flush mount CM-55i box; double sided. 'DOOR LOCKED WHEN RED' / 'UNLOCKED WHEN GREEN' and 'OCCUPIED WHEN RED' / 'VACANT WHEN GREEN'; 'WHEELCHAIR' symbol and 'PUSH TO OPEN', blue

Add suffix to end of kit model:

- '-PS' to include CX-33PS power supply cabinet, transformer, and CX-ED2079 electric strike
- '-F' for French graphics, '-FE' for French/English graphics, '-SP' for Spanish graphics



CX-WC13AXFM

CX-WC14AXSM: Surface Mount Two Door Illuminated Push Plate System

- (1) **CX-EMF2** Multi-function relay controller
- (2) **CM-2520/4854SE1** Combo switch, 2"x4" narrow 'PUSH TO OPEN' & 'PUSH TO LOCK', surface mount AURA™ illuminated enclosure and sign
- (2) **CM-45/454SE1** 4-1/2" push plate switch, wheelchair and 'PUSH TO OPEN' with surface mount AURA™ illuminated enclosure and signs
- (2) **CX-MDA** Magnetic contact, surface, SPST, white

Add suffix to end of kit model:

- '-PS' to include CX-EMF2PS power supply cabinet, transformer, and CX-ED2079 electric strike
- '-F' for French graphics, '-FE' for French/English graphics, '-SP' for Spanish graphics



CX-WC14AXSM

CX-WC14AXFM: Flush Mount Two Door Illuminated Push Plate System

- (1) **CX-EMF2** Multi-function relay controller
- (2) **CM-2520/4855SE1** Combo switch, 2"x4" narrow 'PUSH TO OPEN' & 'PUSH TO LOCK', flush mount AURA™ illuminated enclosure and sign
- (2) **CM-45/455SE1** 4-1/2" push plate switch, wheelchair and 'PUSH TO OPEN' with flush mount AURA™ illuminated enclosure and signs
- (2) **CX-MDA** Magnetic contact, surface, SPST, white

Add suffix to end of kit model:

- '-PS' to include CX-EMF2PS power supply cabinet, transformer, and CX-ED2079 electric strike
- '-F' for French graphics, '-FE' for French/English graphics, '-SP' for Spanish graphics



CX-WC14AXFM



CX-WC16: Touchless Switch Restroom Kit

- (1) **CX-33** Advanced logic relay
- (1) **CX-MDA** Magnetic contact, surface, SPST, white
- (1) **CM-331/43S-SGLR** Wired touchless switch, 1 relay, 'WAVE TO LOCK' with stainless steel faceplate and RED GREEN/ BLUE LED illumination
- (1) **CM-331/42SW-SGLR** Wired touchless switch, 1 relay, 'WAVE TO OPEN' with double gang stainless steel faceplate and RED/GREEN/BLUE LED illumination
- (1) **CM-325/42SW** Wired 'short range' touchless switch, 1 relay, 'WAVE TO OPEN' with stainless steel faceplate, non illuminated

Add suffix to end of kit model:

'-PS' to include CX-33PS power supply cabinet, transformer, and CX-ED2079 electric strike

'-F' for French graphics, '-FE' for French/English graphics, '-SP' for Spanish graphics



CX-WC16

CX-WC17: 6" Wide Column™ Switch with LED Annunciator Restroom System Kit

- (1) **CM-7536/4-LED** 6" wide 'PUSH TO OPEN' Column™ switch with LED annunciator
- (1) **CM-7536/8B-LED** 6" wide 'PUSH TO LOCK' (Red) Column™ switch with LED annunciator
- (1) **CM-7536/4** 6" Wide 'PUSH TO OPEN' Column™ switch
- (1) **CX-MDA** Surface magnetic contacts
- (1) **CX-33** Advanced logic relay

Add suffix to end of kit model:

'-PS' to include CX-33PS power supply cabinet, transformer, and CX-ED2079 electric strike

'-F' for French graphics, '-FE' for French/English graphics, '-SP' for Spanish graphics



CX-WC17

CX-WC17SL: 6" Wide Side Load Column™ Switch with LED Annunciator Restroom System Kit

- (1) **CM-8536/4-LED** 6" wide side load 'PUSH TO OPEN' Column™ switch with LED annunciator
- (1) **CM-8536/8B-LED** 6" wide side load 'PUSH TO LOCK' (Red) Column™ switch with LED annunciator
- (1) **CM-8536/4** 6" wide side load 'PUSH TO OPEN' Column™ switch
- (1) **CX-MDA** Surface magnetic contacts
- (1) **CX-33** Advanced logic relay

Add suffix to end of kit model:

'-PS' to include CX-33PS power supply cabinet, transformer, and CX-ED2079 electric strike

'-F' for French graphics, '-FE' for French/English graphics, '-SP' for Spanish graphics



CX-WC17SL



CX-WC17VR: 6" Wide Column™ Switch with Hands-free Sensor Restroom System Kit

- (2) **CM-7536VR/4** 6" wide 'PUSH TO OPEN' Column™ Switches with hands-free sensor and sign
- (1) **CM-7536VR/8B** 6" wide 'PUSH TO LOCK' (Red) Column™ switch with hands-free sensor and sign
- (1) **CX-33** Advanced logic relay
- (1) **CX-MDA** Surface magnetic contacts

Add suffix to end of kit model:

- '-PS' to include CX-33PS power supply cabinet, transformer, and CX-ED2079 electric strike
- '-F' for French graphics, '-FE' for French/English graphics, '-SP' for Spanish graphics



CX-WC17VR

CX-WC17SLVR: 6" Wide Side load Column™ Switch with Hands-free Sensor Restroom System Kit

- (2) **CM-8536VR/4** 6" wide side load 'PUSH TO OPEN' Column™ switches with hands-free sensor and sign
- (1) **CM-8536VR/8B** 6" wide side load 'PUSH TO LOCK' (Red) Column™ switch with hands-free sensor and sign
- (1) **CX-33** Advanced Logic Relay
- (1) **CX-MDA** Surface magnetic contacts

Add suffix to end of kit model:

- '-PS' to include CX-33PS power supply cabinet, transformer, and CX-ED2079 electric strike
- '-F' for French graphics, '-FE' for French/English graphics, '-SP' for Spanish graphics



CX-WC17SLVR

CX-WC18: 4-1/2" Wide Column™ Switch with LED Annunciator Restroom System Kit

- (1) **CM-7436/4-LED** 4-1/2" wide 'PUSH TO OPEN' Column™ switch with LED annunciator
- (1) **CM-7436/8B-LED** 4-1/2" wide 'PUSH TO LOCK' (Red) Column™ switch with LED annunciator
- (1) **CM-7436/4** 4-1/2" wide 'PUSH TO OPEN' Column™ switch
- (1) **CX-MDA** Surface magnetic contacts
- (1) **CX-33** Advanced logic relay

Add suffix to end of kit model:

- '-PS' to include CX-33PS power supply cabinet, transformer, and CX-ED2079 electric strike
- '-F' for French graphics, '-FE' for French/English graphics, '-SP' for Spanish graphics



CX-WC18

CX-WC18SL: 4-1/2" Wide Side Load Column™ Switch with LED Annunciator Restroom System Kit

- (1) **CM-8436/4-LED** 4-1/2" wide side load 'PUSH TO OPEN' Column™ switch with LED annunciator
- (1) **CM-8436VR/8B** 4-1/2" wide side load 'PUSH TO LOCK' (Red) Column™ switch with LED annunciator
- (1) **CM-8436/4** 4-1/2" wide side load 'PUSH TO OPEN' Column™ switch
- (1) **CX-MDA** Surface magnetic contacts
- (1) **CX-33** Advanced logic relay

Add suffix to end of kit model:

- '-PS' to include CX-33PS power supply cabinet, transformer, and CX-ED2079 electric strike
- '-F' for French graphics, '-FE' for French/English graphics, '-SP' for Spanish graphics



CX-WC18SL



CX-WC18VR: 4-1/2" Wide Column™ Switch with Hands-free Sensor Restroom System Kit

- (2) **CM-7436VR/4** 4-1/2" wide 'PUSH TO OPEN' Column™ switches with hands-free sensor and sign
- (1) **CM-7436VR/8B** 4-1/2" wide 'PUSH TO LOCK' (Red) Column™ switch with hands-free sensor and sign
- (1) **CX-33** Advanced logic relay
- (1) **CX-MDA** Surface magnetic contacts

Add suffix to end of kit model:
 '-PS' to include CX-33PS power supply cabinet, transformer, and CX-ED2079 electric strike
 '-F' for French graphics, '-FE' for French/English graphics, '-SP' for Spanish graphics



CX-WC18VR

CX-WC18SLVR: 4-1/2" Wide Side load Column™ Switch with Hands-free Sensor Restroom System Kit

- (2) **CM-8436VR/4** 4-1/2" wide side load 'PUSH TO OPEN' Column™ switches with hands-free sensor and sign
- (1) **CM-8436VR/8B** 4-1/2" wide side load 'PUSH TO LOCK' (Red) Column™ switch with hands-free sensor and Sign
- (1) **CX-33** Advanced logic relay
- (1) **CX-MDA** Surface magnetic contacts

Add suffix to end of kit model:
 '-PS' to include CX-33PS power supply cabinet, transformer, and CX-ED2079 electric strike
 '-F' for French graphics, '-FE' for French/English graphics, '-SP' for Spanish graphics




CX-WC18SLVR

CX-WC: RESTROOM CONTROL KIT OPTIONS

Column™ Switch Architectural Finish Options

- BRZ** Add suffix '-BRZ' to end of WC-17/18 restroom kits for Column™ switches in anodized dark bronze finish (BHMA 710, 313AN)
- BLK** Add suffix '-BLK' to end of WC-17/18 restroom kits for Column™ switches in anodized black finish (BHMA 711)



-BRZ



-BLK

Power Supply Option for Kits

- PS** Add suffix '-PS' to include CX-33PS/CX-EMF2PS power supply cabinet, transformer, and CX-ED2079 electric strike
- M1** Add suffix '-M1' to end of '-PS' kits to replace CX-ED2079 Strike with CX-ED1689L-4 fire rated electric strike
- M2** Add suffix '-M2' to end of '-PS' kits to replace CX-ED2079 Strike with CX-ED1799L-8 fire rated electric strike



CX-ED1689L



CX-ED1799L



CX-33PS & CX-ED2079



CX-EMF2PS & CX-ED2079



CX-WC: RESTROOM CONTROL COMPONENTS

Camden Door Controls offers the industry's largest selection of control, activation and locking products specifically designed for use in any barrier free restroom control application. Each component offers the best quality and performance, backed by the best warranty in the industry.

See individual product specification sheets for a complete list of product information for each model shown.

Controllers	
CX-33	Advanced logic relay controller
CX-EMF-2	Multi-function relay controller
Power Supply Cabinets	
CX-33PS	Advanced logic relay, 2 amp power supply cabinet and transformer
CX-EMF2PS	Multi-function relay, 2 amp power supply cabinet and transformer
Electric Strikes	
CX-ED2079	Grade 2 ANSI electric strike with 3 faceplates
CX-ED1689L-4	Low profile fire rated ANSI electric strike with (1) latch monitor switch with 4 faceplates
CX-ED1799L-8	Dual monitor fire rated ANSI electric strike with (2) monitor switches with 8 faceplates
Activation Devices	
CM-45/4	4-1/2" push plate switch, wheelchair & 'PUSH TO OPEN' text
CM-45/8B	4-1/2" push plate switch, 'PUSH TO LOCK' icon and text
CM-2520/48	Combo switch, 2"x4" narrow 'PUSH TO OPEN' & 'PUSH TO LOCK'
CM-400R/8	1-5/8" mushroom push button, 'PUSH TO LOCK' text
CM-7436/4-LED	4-1/2" wide 'PUSH TO OPEN' Column™ switches with LED annunciator
CM-7536/4-LED	6" wide 'PUSH TO OPEN' Column™ switches with LED annunciator
CM-8436/4-LED	4-1/2" wide side load 'PUSH TO OPEN' Column™ switches with LED annunciator
CM-8536/4-LED	6" wide side load 'PUSH TO OPEN' Column™ switches with LED annunciator
CM-7436VR/4	4-1/2" wide 'PUSH TO OPEN' Column™ switches with hands-free sensor and sign
CM-7536VR/4	6" wide 'PUSH TO OPEN' Column™ switches with hands-free sensor and sign
CM-8436VR/4	4-1/2" wide side load 'PUSH TO OPEN' Column™ switches with hands-free sensor and sign
CM-8536VR/4	6" wide side load 'PUSH TO OPEN' Column™ switches with hands-free sensor and sign
CM-7436VR/8B	4-1/2" wide 'PUSH TO LOCK' Column™ switches with hands-free sensor and sign
CM-7536VR/8B	6" wide 'PUSH TO LOCK' Column™ switches with hands-free sensor and sign
CM-8436VR/8B	4-1/2" wide side load 'PUSH TO LOCK' Column™ switches with hands-free sensor and sign
CM-8536VR/8B	6" wide side load 'PUSH TO LOCK' Column™ switches with hands-free sensor and sign
CM-331/42SW-SGLR	'WAVE TO OPEN' touchless switch with Green/Red illumination and sign
CM-331/43S-SGLR	'WAVE TO LOCK' touchless switch with Green/Red illumination and sign
CM-325/42SW	Short range touchless switch
Annunciators	
CM-AF500	Single gang 'OCCUPIED WHEN LIT' LED annunciator
Combined Activation & Annunciators	
CM-AF550R	Double gang mushroom 'PUSH TO LOCK' & LED annunciator
CM-45/455SE1	4-1/2" push plate switch, wheelchair & 'PUSH TO OPEN', with flush AURA™ illuminated enclosure and sign
CM-45/454SE1	4-1/2" push plate switch, wheelchair & 'PUSH TO OPEN', with surface AURA™ illuminated enclosure and sign
CM-45/8B55SE1	4-1/2" push plate switch, icon & 'PUSH TO LOCK', with flush AURA™ illuminated enclosure and sign
CM-45/8B54SE1	4-1/2" push plate switch, icon & 'PUSH TO LOCK', with surface AURA™ illuminated enclosure and sign
CM-2520/4855SE1	Combo switch, 2"x4" narrow 'PUSH TO OPEN' & 'PUSH TO LOCK', flush AURA™ illuminated enclosure and sign
CM-2520/4854SE1	Combo switch, 2"x4" narrow 'PUSH TO OPEN' & 'PUSH TO LOCK', surface AURA™ illuminated enclosure and sign
Magnetic Contacts	
CX-MDA	Magnetic contact, surface, SPST, white 15/16" (23mm) gap



Opening New Doors to Innovation, Quality, and Support!

2395 Skymark Ave, Mississauga, ON Canada L4W 4Y6 • Toll Free: 1(877) 226-3369 (CAMDEN9)
Tel: (905) 366-3377 | Fax: (905) 366-3378 | E-mail: info@camdencontrols.com | www.camdencontrols.com



Part #: MKTG-LIT-SP-CX-WCseries
Rev5