

CX Series Magnetic Lock Mounting Accessories

CX-91S & CX-92S SERIES ACCESSORIES	
BRACKETS	
CX-MA0610*	L-Bracket for 600 lb. Magnetic Lock
CX-MA0610-BK	L-Bracket for 600 lb. Magnetic Lock, All-black Finish
CX-MA0613*	L & Z Bracket for 600 lb. Magnetic Lock
CX-MA0613-BK	L & Z Bracket for 600 lb. Magnetic Lock, All-black Finish
CX-MA1210*	L-Bracket for 1,200 lb. Magnetic Lock
CX-MA1210-BK	L-Bracket for 1,200 lb. Magnetic Lock, All-black Finish
CX-MA1213*	L & Z Bracket for 1,200 lb. Magnetic Lock
CX-MA1213-BK	L & Z Bracket for 1,200 lb. Magnetic Lock, All-black Finish
FILLER PLATES	
CX-MA0614-12	1/2" Filler Plates for 600 lb. Magnetic Lock
CX-MA0614-38	3/8" Filler Plates for 600 lb. Magnetic Lock
CX-MA0614-58	5/8" Filler Plates for 600 lb. Magnetic Lock
CX-MA0614-58-BK	5/8" Filler Plates for 600 lb. Magnetic Lock, All-black finish
CX-MA1214-12*	1/2" Filler Plates for 1,200 lb. Magnetic Lock
CX-MA1214-12-BK	1/2" Filler Plates for 1,200 lb. Magnetic Lock, All-Black Finish
CX-MA1214-38*	3/8" Filler Plates for 1,200 lb. Magnetic Lock
CX-MA1214-58*	5/8" Filler Plates for 1,200 lb. Magnetic Lock
SPACER PLATES	
CX-MA0614-25*	1" Spacer Plate for 600 lb. Magnetic Lock
CX-MA1214-25*	1" Spacer Plate for 1,200 lb. Magnetic Lock
ARMATURES & MOUNTING KITS	
CX-MA0612	Armature Housing for 600 lb. Magnetic Lock
CX-MA0611	Glass (1/2" thick) Mounting Kit for 600 lb. Magnetic Lock
CX-MA1212	Armature Housing for 1,200 lb. Magnetic Lock
CX-MA1211	Glass (1/2" thick) Mounting Kit for 1,200 lb. Magnetic Lock
CX-MA1215-95	Split Armature for 1,200 lb. Magnetic Lock 3/8"
CX-MA1215-16	Split Armature for 1,200 lb. Magnetic Lock 5/8"

(*Add 'D' to model number for Double Door version)



CX-MA0610*



CX-MA1210-BK*




CX-MA0613-BK*



CX-MA1213*



CX-MA0614-12



CX-MA1214-38




CX-MA0614-58*



CX-MA1214-25*



CX-MA0612



CX-MA0611




CX-MA1215-95



CX-MA1215-16



CX-MA1212



CX-MA1211

SIGNAGE	
CX-MS01/W	Sign for Emergency Exit, Printed on White Mylar
CX-MS01	Sign for Emergency Exit, Printed on Clear Mylar
CX-MS01/WF	Sign for Emergency Exit, Printed on White Mylar, in French
CX-MS01F	Sign for Emergency Exit, Printed on Clear Mylar, in French

**EMERGENCY EXIT
UNLOCKED
BY FIRE ALARM**

**SORTIE DE SECOURS
DEVERROUILLEE PAR
L'ALARME INCENDIE**

