

CX-ED2071 & CX-ED2079 'Universal' Low Profile Grade 2 Electric Strikes



Camden CX-ED2071 low profile 'Universal' grade 2 'ANSI' electric strikes for cylindrical locksets provide exceptional value, for installations that require 8 - 16V AC/DC operation. CX-ED2071 includes (3) faceplates, selectable fail safe / fail secure operation, and horizontal adjustability of the strike body.

Camden CX-ED2079 low profile 'Universal' grade 2 'ANSI' electric strikes for cylindrical locksets also provide great value with (3) faceplates, selectable 12/24V AC/DC voltage, fail safe / fail secure operation and horizontal adjustment of the strike body. UL 1034 and UL294 listed.

The CX-ED2079-1 includes all the same great features as the CX-ED2079, just with (1) 'ANSI' square faceplate.



BEST VALUE

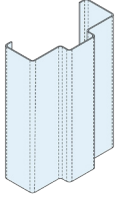
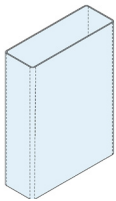
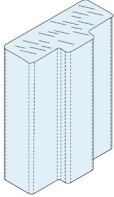



RUGGED DESIGN

Features

- Centerline latch entry, for cylindrical locksets
- 1/2" - 5/8" (13mm - 16mm) latch projection
- Field selectable fail safe / fail secure operation
- Horizontal adjustability
- Low profile strike body
- CX-ED2071: 8V – 16V strike with (3) stainless steel faceplates: 'ANSI' square, hollow metal door and wood door
- CX-ED2079: 12/24V strike with (3) stainless steel faceplates: 'ANSI' Square, hollow metal door and wood door
- CX-ED2079-1: 12/24V strike with (1) stainless steel 'ANSI' square faceplate
- Faceplates also available in black architectural finish (BHMA 622, US19)
- ANSI/BHMA A156.31, Grade 1 certified (CX-ED2079 Series)
- 5 year warranty



DOOR FRAME TYPES			COMPATIBLE LOCKSETS
Hollow Metal Frame	Aluminum Frame	Wood Frame	Cylindrical Lockset
			

SPECIFICATIONS			
VOLTAGE:	CX-ED2071: 8 - 16V, AC/DC CX-ED2079: 12/24V, AC/DC	MODE:	Field selectable fail safe/fail secure
CURRENT DRAW:	CX-ED2071: 305mA @ 8VDC, 625mA @ 16VDC, 190mA @ 8VAC, 460mA @ 16VAC CX-ED2079: 300mA @ 12VDC, 150mA @ 24VDC	OPERATION:	AC - Buzz, DC - Silent
STATIC STRENGTH:	1,000 lbs	DUTY:	CX-ED2071: Intermittent CX-ED2079: Continuous
ENDURANCE:	CX-ED2071: 700,000 cycles (Factory Tested) 250,000 cycles (UL Verified) CX-ED2079: 700,000 cycles (Factory Tested) 500,000 cycles (UL Verified)	MOUNTING:	Non-handed
		DYNAMIC STRENGTH:	50 Ft-lbs
		DIMENSIONS :	4-7/8" H x 1-7/8" W x 1-7/32" D (124mm x 47mm x 31mm)

ORDERING INFORMATION	
MODEL	
CX-ED2071	'Universal' electric strike, 8 - 16V AC/DC, fail safe/fail secure operation, horizontal adjustment, with (3) stainless steel faceplates (CX-ESP1B, CX-ESP3B & CX-ESP4B)
CX-ED2071-BK	'Universal' electric strike, 8 - 16V AC/DC, fail safe/fail secure operation, horizontal adjustment, with (3) black faceplates (CX-ESP1B-BK, CX-ESP3B-BK & CX-ESP4B-BK)
CX-ED2079*	'Universal' electric strike, 12/24V AC/DC, fail safe/fail secure operation, horizontal adjustment, with (3) stainless steel faceplates (CX-ESP1B, CX-ESP3B & CX-ESP4B)
CX-ED2079-BK*	'Universal' electric strike, 12/24V AC/DC, fail safe/fail secure operation, horizontal adjustment, with (3) black faceplates (CX-ESP1B-BK, CX-ESP3B-BK & CX-ESP4B-BK)
CX-ED2079-1*	'Universal' electric strike, 12/24V, AC/DC, fail safe/fail secure operation, horizontal adjustment, with (1) stainless steel faceplate (CX-ESP1B)
CX-ED2079-1-BK*	'Universal' electric strike, 12/24V, AC/DC, fail safe/fail secure operation, horizontal adjustment, with (1) black faceplate (CX-ESP1B-BK)

*Security listed UL 1034 UL294



ORDERING INFORMATION

INCLUDED IN PACKAGE

CX-ESP1B	'ANSI' Square, 4-7/8" x 1-1/4", stainless steel
CX-ESP3B	Hollow Metal Door, 6-7/8" x 1-1/4", stainless steel
CX-ESP4B	Wood Door, 7-15/16" x 1-7/16", stainless steel

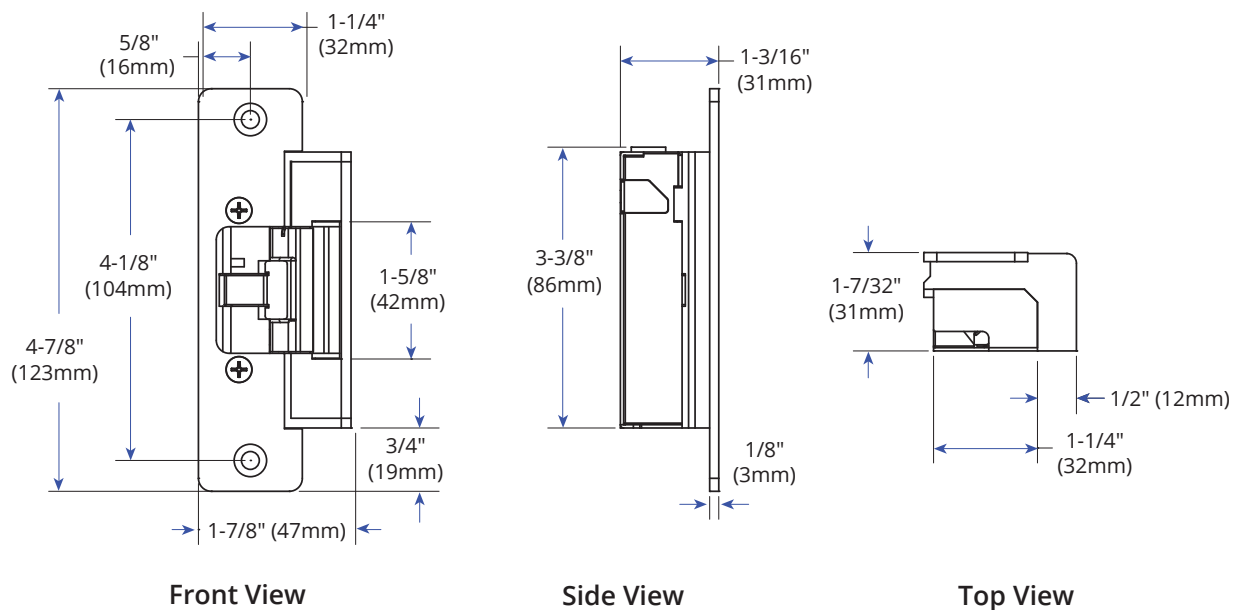
OPTIONAL FACEPLATES

CX-ESP2B	'ANSI' Round, 4-7/8" x 1-1/4", stainless steel
CX-ESP1B-BK	'ANSI' Square, 4-7/8" x 1-1/4", black finish (BHMA 622, US19)
CX-ESP2B-BK	'ANSI' Round, 4-7/8" x 1-1/4", black finish (BHMA 622, US19)
CX-ESP3B-BK	Hollow Metal Door, 6-7/8" x 1-1/4", black finish (BHMA 622, US19)
CX-ESP4B-BK	Wood Door, 7-15/16" x 1-7/16", black finish (BHMA 622, US19)

LIP EXTENSION BRACKETS

CX-ED-LIP1	1" Lip extension for 'ANSI' strikes (stackable)
CX-ED-LIP2	2" Lip extension for 'ANSI' strikes

DIMENSIONS

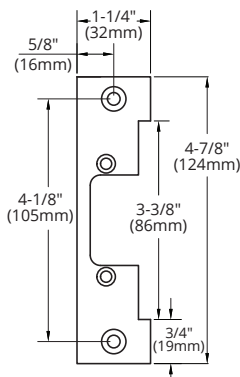


FACEPLATE DIMENSIONS

INCLUDED IN PACKAGE

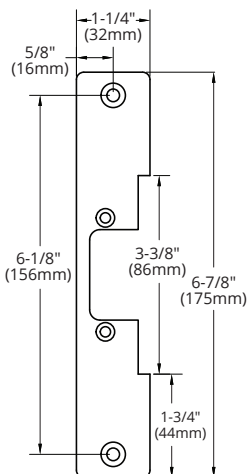
OPTIONAL FACEPLATE

'ANSI' Square



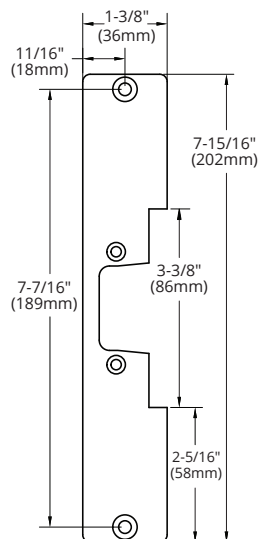
CX-ESP1B

Hollow Metal Door



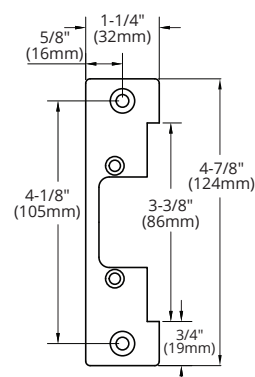
CX-ESP3B

Wood Door



CX-ESP4B

'ANSI' Round



CX-ESP2B