



CM-75 36" & 9" PUSH PLATE SWITCHES

FEATURES

- HEAVY DUTY CONSTRUCTION, ADA COMPLIANT
- LOW PROFILE CONTOURED DESIGN WITH EASY ACTIVATION FROM SIDE ANGLES
- EXCEEDS CALIFORNIA BUILDING CODE, SECTION 1117B.6 REQUIREMENTS
- OVER 94 SQUARE INCHES TOTAL ACTIVATION AREA (CM-7536)
- (2) FULLY REDUNDANT SPDT, 15 AMP., UL LISTED SWITCHES (CM-7536)
- CHOICE OF CLEAR ALUMINUM, DARK BRONZE AND ANODIZED BLUE ARCHITECTURAL FINISHES
- CHOICE OF 4 DIFFERENT STOCK GRAPHICS
- OPTIONAL 'SNAP-IN' LAZERPOINT RF™ WIRELESS TRANSMITTERS
- ADJUSTABLE LEVELING SCREWS FOR EASY INSTALLATION ON UNEVEN WALLS
- NO INTERNAL WIRES EXPOSED TO MOVING PARTS



CM-7509/4



CM-7536/4/BLU



CM-7536/4



CM-7536/4BRZ

DESCRIPTION

Camden Door Controls CM-75 Series Column™ push plate switches offer the latest word in rugged and attractive ADA compliant switch design that are easy to install (wired or wireless), easy to activate (from any angle) and provide years of trouble free operation. CM-75 are the only models in the industry that provide (2) fully redundant, heavy duty, 15 Amp switches. The switch components are UL Listed.

With a profile of less than 1.5" (38mm), Column™ push plate switches offer an elegant design that is both attractive and offers easier activation. Models are available in anodized aluminum finish (epoxy printed blue graphics), dark bronze anodized finish (epoxy printed white graphics), and anodized blue (epoxy printed white graphics).

The innovative end caps are made of impact and flame resistant polycarbonate, designed for easy 'snap-in' installation and service of Lazerpoint RF™ wireless transmitters and batteries.

APPLICATION

Camden Door Controls, Column™ series push plate switches are ADA compliant and exceed the requirements of the California Building Code, Section 1117B.6., where activation switches for automatic doors are located not more than 48 inches (1219 mm) nor less than 15 inches (381 mm) to the level of a finish floor or working platform. CM-75 Column™ switches are designed to eliminate the need to install two activation switches to meet this code requirement.

CM-75 Column™ switches are easily mounted on exterior or interior surfaces and offer 4 leveling screws to accommodate uneven walls, such as brick or concrete. For installations that require an exterior freestanding switch, CM-75 series switches are compatible with color matched Camden CM-42 and CM-48 Series anodized aluminum and dark bronze bollards.

The (2) fully redundant SPDT momentary switches rated 15 Amps, are hardwired to the automatic door controller, or to a field installed Lazerpoint RF™ CM-TX-9 transmitter. Lazerpoint RF™ transmitters offer superior range, stuck switch alarm, battery test gauge and up to 500,000 activations utilizing standard AAA alkaline batteries.

36" & 9" PUSH PLATE SWITCHES

SPECIFICATIONS

DIMENSIONS:	CM-7536: 37 1/2" H x 5 7/8" W x 1 1/2" D OVERALL (953mm x 150mm x 38mm)
	CM-7509: 10 5/8" H x 5 7/8" W x 1 1/2" D OVERALL (270mm x 150mm x 38mm)
CONSTRUCTION:	HEAVY DUTY EXTRUDED ALUMINUM
FINISH:	CM-75: ANODIZED CLEAR ALUMINUM CM-75/BRZ: ANODIZED DARK BRONZE CM-75/BLU: ANODIZED BLUE
OPERATING VOLTAGE:	12 OR 24V AC/DC
CONTACT TYPE:	CM-7536: (2) SPDT MOMENTARY, FORM 'C' CM-7509: (1) SPDT MOMENTARY, FORM 'C'
CONTACT RATING:	15 AMPS @ 30V
COMPLIANCE:	UL LISTED SWITCH COMPONENTS, ADA COMPLIANT, MEETS CALIFORNIA STATE BUILDING CODE, 1117B.6
OPTIONAL WIRELESS:	'SNAP-IN' LAZERPOINT RF™ WIRELESS TRANSMITTER (SEE SEPARATE SPEC SHEET FOR DETAILS)

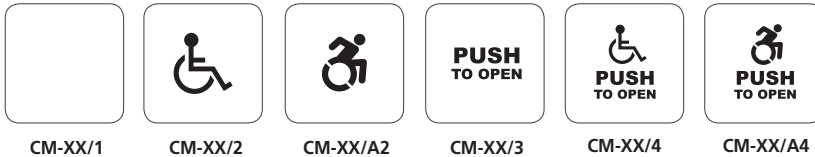
ORDERING INFORMATION

MODELS	DESCRIPTION
CM-7536	36" LONG, COLUMN™ PUSH PLATE SWITCH
CM-7509	9" LONG, COLUMN™ PUSH PLATE SWITCH

OPTIONS

(Add suffix to model above)

FACEPLATE GRAPHIC OPTIONS



CM-xxx/1: For CM-7536 only, not available with 'BRZ' and 'BLU' architectural finishes

CM-xxx/3: For 'PUSH TO OPEN', CM-7536 only, not available with 'BRZ' and 'BLU' architectural finishes

ARCHITECTURAL FINISHES:

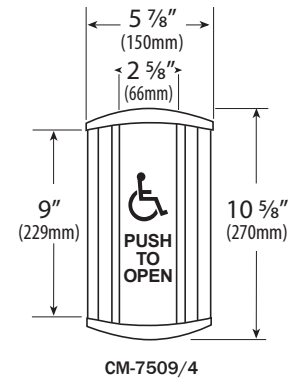
- CM-BRZ ADD 'BRZ' TO MODEL # FOR DARK BRONZE FINISH, CM-7536 ONLY
 CM-BLU ADD 'BLU' TO MODEL # FOR ANODIZED BLUE FINISH, CM-7536 ONLY

OPTIONAL WIRELESS TRANSMITTER

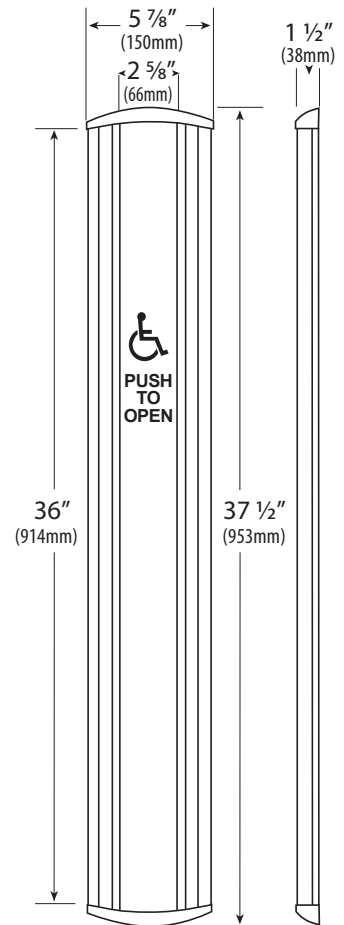
- CM-TX9 LAZERPOINT RF™ 915MHZ. TRANSMITTER WITH BATTERIES

COMPATIBLE 48" AND 42" TALL BOLLARDS (MOUNTING POSTS)

- CM-48-DSU-CLR 48" EXTRUDED ALUMINUM BOLLARD, CLEAR ALUMINUM FINISH
 CM-48-DSU-BRZ 48" EXTRUDED ALUMINUM BOLLARD, DARK BRONZE FINISH
 CM-42-DSU-CLR 42" EXTRUDED ALUMINUM BOLLARD, CLEAR ALUMINUM FINISH
 CM-42-DSU-BRZ 42" EXTRUDED ALUMINUM BOLLARD, DARK BRONZE FINISH



CM-7509/4



CM-7536/4

FINISHES SPECIFICATION:

- 'BRZ' DARK BRONZE (BHMA 710, 313AN) FINISH
 'CLR' CLEAR ALUMINUM (BHMA 628, US28) FINISH

Contact factory for custom CM-75 switch orders including different lengths, finishes, graphics and LED indicators.