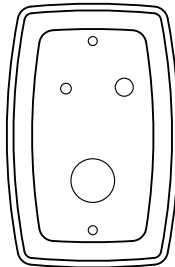


Corridor

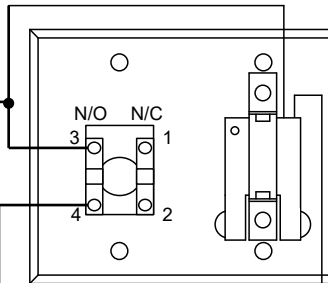
Restroom

CM-AF141SO



GRY

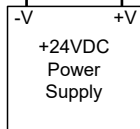
GRY



CM-AF540SO

IN THE EVENT OF AN EMERGENCY
 PUSH EMERGENCY BUTTON
 AND AUDIBLE AND VISUAL SIGNAL
 WILL ACTIVATE

CM-SE21A



| | | | |
|--|---------------|--|----------|
| | | 5502 Timberlea Blvd Mississauga, Ontario L4W 2T7 | |
| SCALE: NONE | DRAWN BY: JML | DATE: Mar 8/17 | REVISED: |
| WEC-10K2 Restroom Assistance Required <i>Wiring Diagram</i> | | | |
| DRAWING No: CX-WEC-10K2 | | Filename: CX-WEC10K2-Wiring_R2.ai | |