

CM-30 Series LED Illuminated Exit Switches



Camden Door Controls CM-30U and CM-30E 'Universal' illuminated exit switches are highly visible, and lead the market with the most complete range of red, green and blue insert labels. The insert labels are easily field installed and allow the switch to be customized to meet the requirements of any project. Buttons are supplied with industrial grade stainless steel (single gang) faceplates.

In addition to UL compliance of the finished switch, the SPDT switch component is also UL listed and rated 10 amps @ 30V DC, momentary operation. Supplied with super-bright long-life LED's (10 year life).






BEST QUALITY



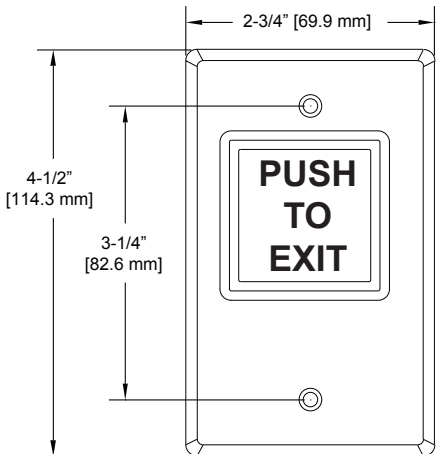
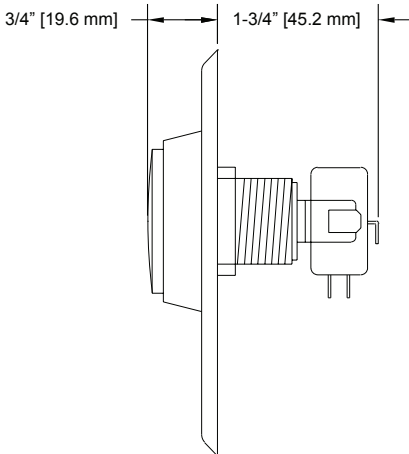
BEST VALUE

Features

- The biggest selection of easy to install switch labels
- UL 294 and UL 61058-1 compliant, meets NFPA requirements
- Economical high visibility 2" (50mm) square illuminated button
- Industrial grade stainless steel faceplate
- SPDT 10amp. momentary contacts
- 12/24 V with LED bulb
- 'Camden Tough' 3 year warranty

SPECIFICATIONS		INSERT LABELS (INCLUDED WITH CM-30U)																								
VOLTAGE:	12/24 VDC																									
CURRENT DRAW:	LED Bulb: 14 mA																									
CONTACT TYPE:	SPDT Form 'C' Momentary																									
CONTACT RATING:	10 Amps @ 30 VAC																									
STD. FINISH:	US32/C32D																									
DIMENSIONS:	4-1/2"H x 2-3/4"W x 2-1/2"D (114.3mm x 69.9mm x 63.5mm)																									
		<table><tr><td>PUSH TO OPEN</td><td>PUSH TO EXIT</td><td>EXIT</td><td>OCCUPIED WHEN LIT</td><td>SORTIE EXIT</td></tr><tr><td>OCCUPÉ OCCUPIED</td><td>SORTIE</td><td>POUSSEZ POUR SORTIR</td><td>SALIDA</td><td>EMPUJAR PARA SALIR</td></tr><tr><td>EXIT</td><td>PUSH TO EXIT</td><td>PUSH TO LOCK LOCKED WHEN LIT</td><td>ALARM ARMED</td><td>SORTIE</td></tr><tr><td>POUSSEZ POUR SORTIR</td><td>SALIDA</td><td>EMPUJAR PARA SALIR</td><td></td><td></td></tr></table>					PUSH TO OPEN	PUSH TO EXIT	EXIT	OCCUPIED WHEN LIT	SORTIE EXIT	OCCUPÉ OCCUPIED	SORTIE	POUSSEZ POUR SORTIR	SALIDA	EMPUJAR PARA SALIR	EXIT	PUSH TO EXIT	PUSH TO LOCK LOCKED WHEN LIT	ALARM ARMED	SORTIE	POUSSEZ POUR SORTIR	SALIDA	EMPUJAR PARA SALIR		
PUSH TO OPEN	PUSH TO EXIT	EXIT	OCCUPIED WHEN LIT	SORTIE EXIT																						
OCCUPÉ OCCUPIED	SORTIE	POUSSEZ POUR SORTIR	SALIDA	EMPUJAR PARA SALIR																						
EXIT	PUSH TO EXIT	PUSH TO LOCK LOCKED WHEN LIT	ALARM ARMED	SORTIE																						
POUSSEZ POUR SORTIR	SALIDA	EMPUJAR PARA SALIR																								

ORDERING INFORMATION	
CM-30U	(20) English, French, and Spanish insert labels, 12V - 28V LED illuminated (red and green): 'Push to Exit', 'Exit', 'Occupied When Lit' and wheelchair symbol.
CM-30E	(1) English 'Push to Exit', 12-28V LED illuminated, green label
CM-30F	(1) French language 'Poussez Pour Sortie', 12-28V LED illuminated, green label

DIMENSIONS	
 <p>Front</p>	 <p>Side</p>