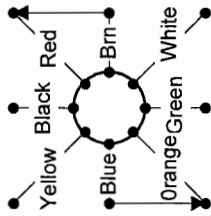
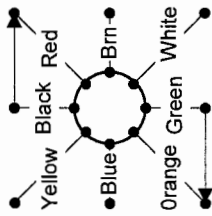


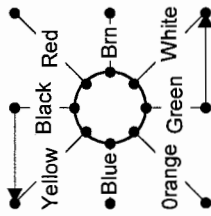
CONTACT ARRANGEMENT



Pos 1
AUTO

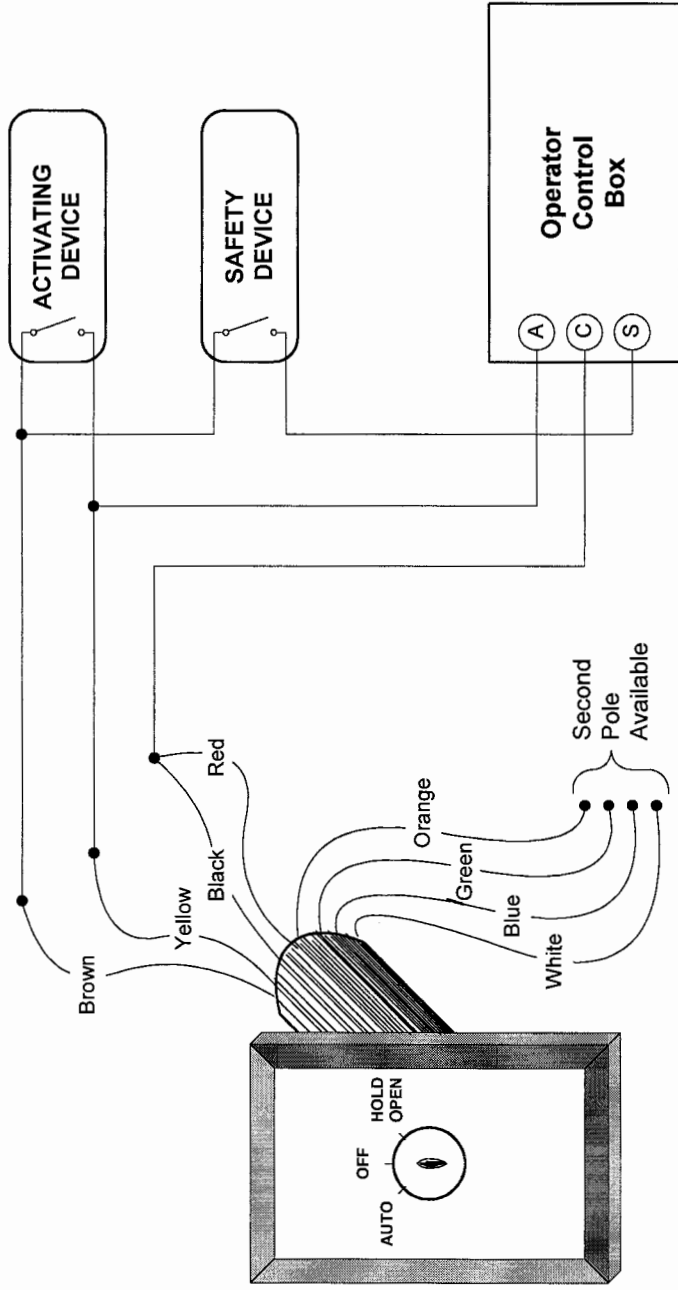


Pos 2
OFF



Pos 3
HOLD-OPEN

→
ARROW
INDICATES
CONTACT
CLOSURE



TYPICAL WIRING DIAGRAM

SINGLE SWING DOOR

		5151 Everest Dr. Unit 6 Mississauga, Ontario L4W 2Z3	
Camden Door Controls	Camden Door Controls	DATE: 05/16/03	REVISED:
SCALE: NONE	DRAWN BY: DGW	Three Position Keyswitch (CM-160/170/180 -3)	
DRAWING No: 40-82B004		FILENAME: CM_160_3.vsd	

- SPECIFICATIONS**
- Contact Rating : 4 amps @ 125VAC
 - 4 Tumbler Lock
 - All locks keyed alike
 - Key removable in all positions
 - Switch Depth: 1 1/4"
 - Frame hole diameter: 1 1/8" min.